




ENERGY

Compress 3000 AWP
CS3000AWP 16
8738213956



55°C

35°C



dB




68 dB

■ 17
■ 17
■ 16
kW

■ 17
■ 19
■ 21
kW





ENERGY



BOSCH

8738213956

Compress 3000 AWP

CS3000AWP 16



A⁺⁺

A⁺⁺⁺

A⁺⁺

A⁺⁺

A⁺

A

B

C

D

E

F

G

+



+



+



+





ENERGY




BOSCH

Compress 3000 AWP

CS3000AWP 16

8738213956



55°C

35°C



A++

A++



dB




68 dB

■ 17
■ 17
■ 16
kW

■ 17
■ 19
■ 21
kW





ENERGY




BOSCH

8738213956

Compress 3000 AWP

CS3000AWP 16



A⁺⁺

A⁺⁺⁺

A⁺⁺

A⁺⁺

A⁺

A

B

C


D

E

F

G

+



+



+



+



Compress 3000 AWP

CS3000AWP 16

8738213956

To the extent applicable to the product, the following data are based on the requirements of Regulations (EU) 811/2013 and (EU) 813/2013.

Productdata	Symbol	Unit	8738213956
Energy Efficiency Class			A++
Energy efficiency class (low temperature application)			A++
Rated heat output (average climate conditions)	Prated	kW	17
Rated heat output (low temperature application, average climate conditions)	Prated	kW	19
Seasonal space heating energy efficiency (average climate conditions)	η_s	%	127
Seasonal space heating energy efficiency (low temperature application, average climate conditions)	η_s	%	173
Annual energy consumption (average climate conditions)	Q_{HE}	kWh	10709
Annual energy consumption (low temperature application, average climate conditions)	Q_{HE}	kWh	9104
Sound power level, indoors	L_{WA}	dB	-
Special precautions to be taken during assembly, installation or maintenance (if applicable): see product accompanying documents			
Rated heat output (colder climate conditions)	Prated	kW	17
Rated heat output (low temperature application, colder climate conditions)	Prated	kW	17
Rated heat output (warmer climate conditions)	Prated	kW	16
Rated heat output (low temperature application, warmer climate conditions)	Prated	kW	21
Seasonal space heating energy efficiency (colder climate conditions)	η_s	%	106
Seasonal space heating energy efficiency (low temperature application, colder climate conditions)	η_s	%	144
Seasonal space heating energy efficiency (warmer climate conditions)	η_s	%	153
Seasonal space heating energy efficiency (low temperature application, warmer climate conditions)	η_s	%	212
Annual energy consumption (colder climate conditions)	Q_{HE}	kWh	15484
Annual energy consumption (low temperature application, colder climate conditions)	Q_{HE}	kWh	11102
Annual energy consumption (warmer climate conditions)	Q_{HE}	kWh	5462
Annual energy consumption (low temperature application, warmer climate conditions)	Q_{HE}	kWh	5147
Sound power level, outdoors	L_{WA}	dB	68
Air-to-water heat pump			Yes
Water-to-water heat pump			No
Brine-to-water heat pump			No
Low temperature heat pump			No
Equipped with a supplementary heater?			No
Heat pump combination heater			No
Additional data for integrated temperature control			
Class of the temperature control			II
Contribution of the temperature control to seasonal space heating efficiency		%	2,0
Declared capacity for heating for part load at indoor temperature 20 °C and outdoor temperature Tj			
Tj = - 7 °C (average climate conditions)	Pdh	kW	13,0
Tj = + 2 °C (average climate conditions)	Pdh	kW	9,5
Tj = + 7 °C (average climate conditions)	Pdh	kW	11,1
Tj = + 12 °C (average climate conditions)	Pdh	kW	13,5
Tj = bivalent temperature (average climate conditions)	Pdh	kW	14,2
Tj = operation limit temperature	Pdh	kW	9,2
For air-to-water heat pumps: Tj = - 15 °C (if TOL < - 20 °C)	Pdh	kW	11,4
Bivalent temperature (average climate conditions)	T_{biv}	°C	-6
Bivalent temperature (warmer climate conditions)	T_{biv}	°C	2
Cycling interval capacity for heating (average climate conditions)	Pcych	kW	-

Data at the time of printing. Latest version available on the Internet.

Compress 3000 AWP

CS3000AWP 16

8738213956

Productdata	Symbol	Unit	8738213956
Degradation coefficient			-
Degradation co-efficient $T_j = -7\text{ °C}$	Cdh		0,9
Declared coefficient of performance or primary energy ratio for part load at indoor temperature 20 °C and outdoor temperature T_j /			
$T_j = -7\text{ °C}$ (average climate conditions)	COPd		1,93
$T_j = -7\text{ °C}$ (average climate conditions)	PERd	%	-
$T_j = +2\text{ °C}$ (average climate conditions)	COPd		3,25
$T_j = +2\text{ °C}$ (average climate conditions)	PERd	%	-
$T_j = +7\text{ °C}$ (average climate conditions)	COPd		4,40
$T_j = +7\text{ °C}$ (average climate conditions)	PERd	%	-
$T_j = +12\text{ °C}$ (average climate conditions)	COPd		6,15
$T_j = +12\text{ °C}$ (average climate conditions)	PERd	%	-
T_j = bivalent temperature (average climate conditions)	COPd		2,02
T_j = bivalent temperature	PERd	%	-
T_j = operation limit temperature	COPd		1,35
T_j = operation limit temperature	PERd	%	-
For air-to-water heat pumps: $T_j = -15\text{ °C}$ (if TOL < -20 °C)	COPd		1,45
For air-to-water heat pumps: $T_j = -15\text{ °C}$ (if TOL < -20 °C)	PERd	%	-
For air-to-water heat pumps: Operation limit temperature	TOL	°C	-20
Cycling interval efficiency (average climate conditions)	COP _{cy}		-
Cycling interval efficiency	PER _{cy}	%	-
Heating water operating limit temperature	WTOL	°C	60
Power consumption in modes other than active mode			
Off mode	P _{OFF}	kW	0,050
Thermostat-off mode	P _{TO}	kW	0,100
In standby mode	P _{SB}	kW	0,050
Crankcase heater mode	P _{CK}	kW	0,010
Supplementary heater			
Rated heat output supplementary heater	P _{sup}	kW	7,6
Type of energy input			Electric
Other items			
Capacity control			variable
Emissions of nitrogen oxides (only gas- or oil fired)	NO _x	mg/kWh	-
For air-to-water heat pumps: Rated air flow rate, outdoors		m ³ /h	3
For brine-to-water heat pumps: Rated brine flow rate, outdoor heat exchanger		m ³ /h	-

Further important information for installation, maintenance as well as recycling and/or disposal are provided within the installation and operating manuals. Read and follow the installation and operating manuals.

Compress 3000 AWP

CS3000AWP 16

8738213956

System data sheet: To the extent applicable to the product, the following data are based on the requirements of Regulation (EU) 811/2013.

The energy efficiency given in this data sheet for the product combination may deviate from the energy efficiency after its installation in a building, since this is influenced by other factors such as heat loss in the distribution system and the dimensioning of the products in relation to the size and characteristics of the building.

Information about calculating the space heating energy efficiency			
I	Value for the space heating energy efficiency of the preferential space heater	127	%
II	Factor for the weighting of the heat output of the preferential and supplementary heaters of a package system	0,00	-
III	Value of the mathematical expression $294/(11 \cdot \text{Prated})$	1,38	-
IV	Value of the mathematical expression $115/(11 \cdot \text{Prated})$	0,62	-
V	Difference between the seasonal space heating energy efficiency with average and colder climate conditions	21	%
VI	Difference between the seasonal space heating energy efficiency with warmer and average climate conditions	26	%

Seasonal space heating energy efficiency of the heat pump **I** = **1** 127 %

Temperature control (From the data sheet of the temperature control) + **2** 2,0 %

Class: I = 1 %, II = 2 %, III = 1.5 %, IV = 2 %, V = 3 %, VI = 4 %, VII = 3.5 %, VIII = 5 %

Supplementary boiler (From the data sheet of the boiler) (-) - I) x II = - **3** - %

Seasonal space heating energy efficiency (in %)

Solar contribution (III x - + IV x -) x 0,45 x (-) / 100) x - = + **4** - %

(From the data sheet of the solar device)

Collector size (in m²)

Storage tank volume (in m³)

Collector efficiency (in %)

Storage tank rating: A⁺ = 0.95, A = 0.91, B = 0.86, C = 0.83, D-G = 0.81

Seasonal space heating energy efficiency of the package system

- with average climate conditions: **5** 129 %

Seasonal space heating energy efficiency class of the package system with average climate conditions

G < 30 %, F ≥ 30 %, E ≥ 34 %, D ≥ 36 %, C ≥ 75 %, B ≥ 82 %, A ≥ 90 %, A⁺ ≥ 98 %, A⁺⁺ ≥ 125 %, A⁺⁺⁺ ≥ 150 %

A⁺⁺

Seasonal space heating energy efficiency

- with colder climate conditions: **5** 129 - V = 108 %

- with warmer climate conditions: **5** 129 + VI = 155 %